



Memoirs™

Wall-hung compact elongated toilet, dual-flush K-6918

Features

- One-piece wall-hung toilet
- Compact elongated bowl offers added comfort while occupying the same space as a round-front bowl
- Mounting hardware is completely concealed, allowing the design lines to remain intact when installed
- Includes wall-hung bowl with Memoirs seat

Installation

- See installation guide and installation video for more detailed information
- Pairs with the K-18829 in-wall tank and carrier system, and K-77271 Memoirs™, K-8857 Bevel™, K-4177 Droplet™, K-5413 Cue™, K-75890 Lynk™, and K-75891 Note™ flush actuator plates
- Also pairs with K-6284 in-wall tank and carrier system, and K-6298 Veil™ flush actuator plate
- This product is not designed or intended for bariatric use

Recommended Products/Accessories

K-18829 2" x 4" In-wall tank and carrier system
K-77271 Flush actuator plate
K-23726 Drain treatment



Codes/Standards



ASME A112.19.2/CSA B45.1
ASME A112.19.14
DOE - Energy Policy Act 1992
EPA WaterSense™
California Energy Commission (CEC)
NOM Standards
NOM 008-CNA

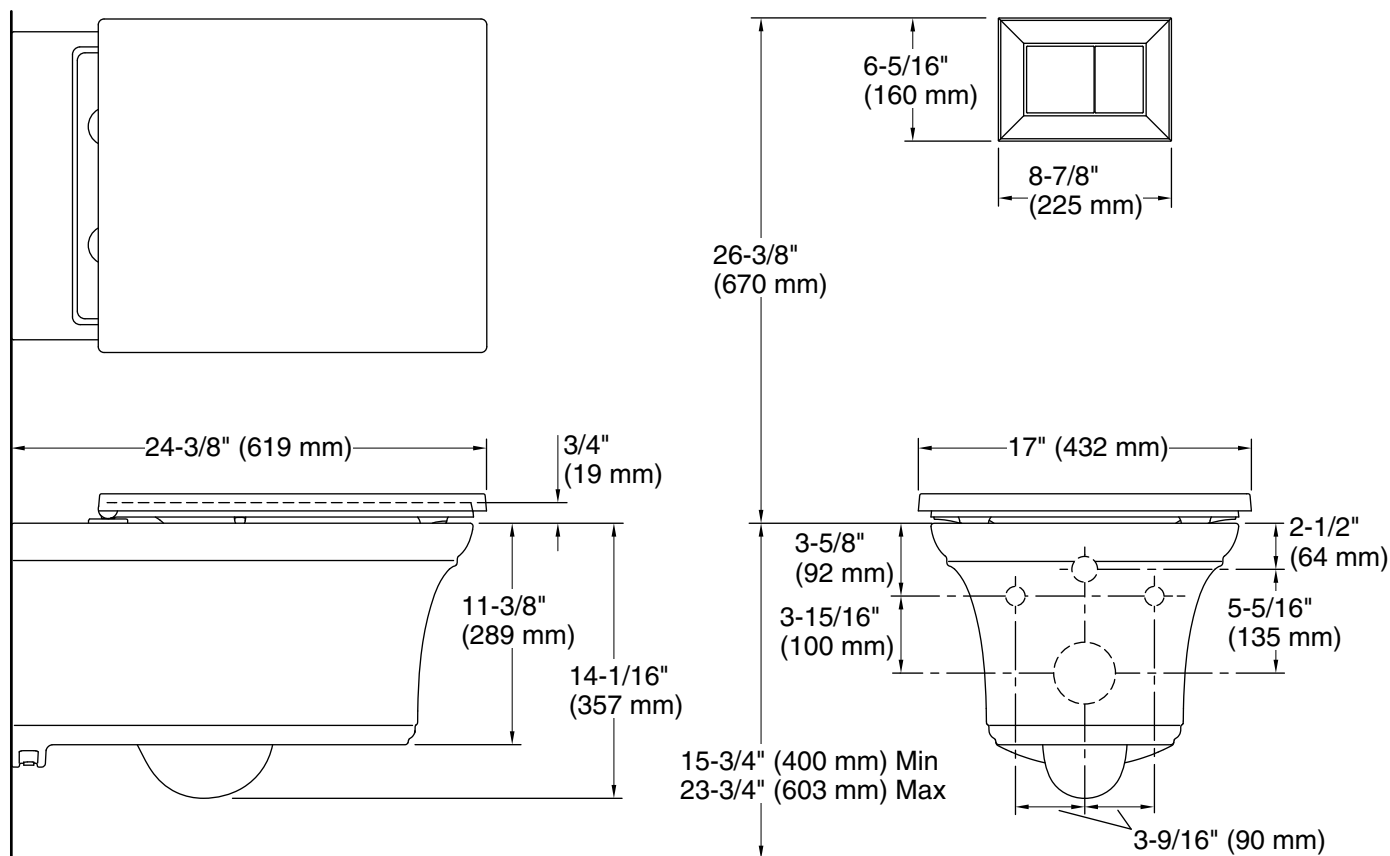
KOHLER® Toilets and Seats Limited Warranty

See website for detailed warranty information.

Available Colors/Finishes

Color tiles intended for reference only.

Color	Code	Description
	0	White
	7	Black Black™



Technical Information

All product dimensions are nominal.

Toilet type:	Wall-mount
Bowl shape:	Elongated
Flush type:	Class Five Siphonic Dual-Flush
Trap passageway:	2-9/16" (65 mm)
Water surface size:	5-1/4" x 4-1/8" (133 mm x 105 mm)
Rim to water surface:	8-1/2" (216 mm)
Seat-mounting holes:	6-1/8" (155 mm)

Fixture Supply Requirements

Min static pressure:	20 psi (137.9 kPa)
Max static pressure:	80 psi (551.6 kPa)

Notes

Install this product according to the installation instructions.

Toilet height is dependent on carrier settings.